

Discover: Music for Youth

Teacher's guide

This guide for teachers must be used together with the Arts Award toolkit. It is designed to be used alongside the evidence handouts (all later in this pack), for children to record their Discover journey.

Before the day - planning & preparation:

This Discover project outline is designed to fit around music activity you have planned for your **Music for Youth** activity. For example, this could be through your vocal ensemble work, junior band or instrumental activity. The activity may be led by you, a visiting musician or in a music-making workshop elsewhere.

Children will also need access to meet a **musician** or **music teacher** who can talk to them about being a musician or be supported to do some simple research to find out about musicians (for example, using the internet, books, classroom handouts or displays). You could brief the music leader for your planned music activity to explain a little bit about themselves and their work, and answer questions.



This Discover approach is divided into four sections (rather than three) which could be delivered in a day or over a longer period.

Part A: Discover (Art forms)



We are going to discover the arts around us. How many different art forms can you see, hear or touch? Think about what you are wearing, the room you are in today. What creative things happen in school, at home, in the towns/streets around us. See how many you can find!

Children can do this in pairs or small groups but must complete their own checklist. (With assistance if needed).

Discover evidence: Children complete their art forms checklist and add their own if they can using the Discover art forms evidence handout 1.

Part A: Discover (Take part)



Today we are going to take part in music making!

Children take part in the Music for Youth activity you have planned.

Take part evidence: Afterwards they complete the Take Part in music evidence handout 2, drawing themselves taking part in music making, maybe drawing the instrument(s) they used or sticking in photos. Ask them to indicate which part of the music activity they enjoyed most. They could use smiley faces, ticks or write if they prefer.

(Preparation tip: have some cut outs or images representing the activity you have planned, eg instruments for children to select and stick in their book).

Part B: Find out

We are going to find out about musicians and their work.

Children choose at least one musician and find out more about them.


OR

Which musician(s) did you work with today? What have you found out about them? What instruments do they play? What kind of music do they make? How does it make you feel?

Find out evidence: Children draw, write or stick information and/or images about the musician(s) they chose, and what they found out. Use Find out about musicians evidence handout 3.



Part C: Share



Now we have found lots of different art forms, taken part in music activities, and found out about musicians. Let's share what we found out, and what we did. What are your two favourite things from your Music for Youth activity?

Share evidence: Children write or draw the two things they enjoyed finding out about or taking part in, then show & tell to their partner or in the group. They write down the names of the children they shared with. Use the Share evidence handout 4.



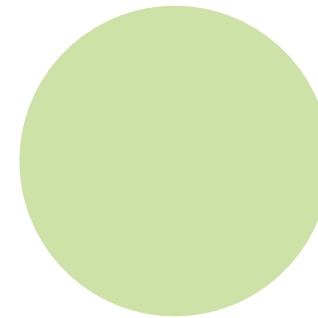


Next step: Use the Discover toolkit and assessment criteria to check that children have completed their Discover journey. Enter young people for Discover certificates through your validated Arts Award Centre.

Certificates will be dispatched within 4 weeks - Congratulations!

Discover art forms

Your Name: _____

How many can you discover?



Part A

Take part in music making

Evidence handout 2



Your Name:

How I took part in music making



Me doing it

What I enjoyed

Part A

Find out about musicians

Evidence handout 3



Your Name:

Name of musician

What I found out

What I like about their music



Part B

What I enjoyed



Your Name:

What I enjoyed



1

2

Who I shared my Arts Award with

Extra page



Your Name:

